

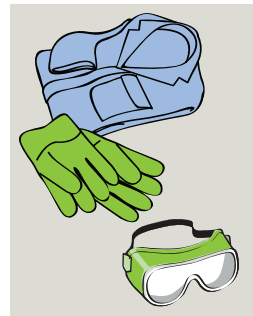
Purple Beer Line Cleaner




Product Usage Guide

Professional

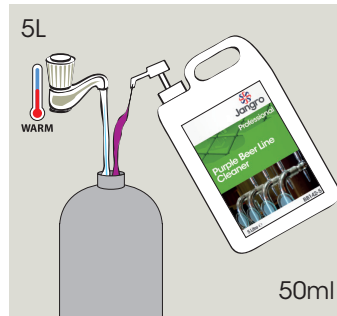
BB142-5



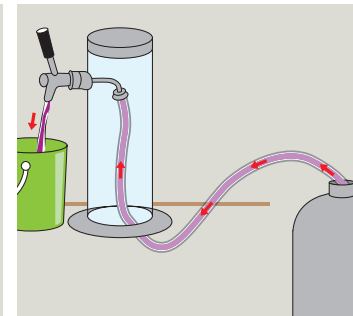
1 Use appropriate PPE as indicated in the Safety Data Sheet.



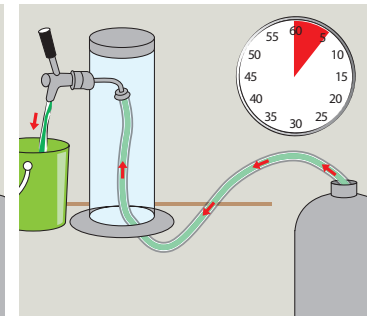
2 Place Safety Signs.



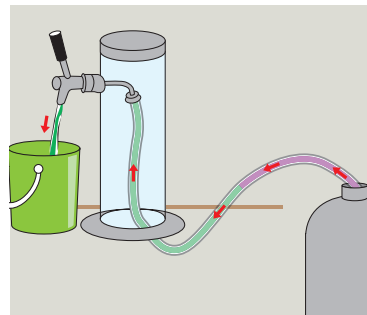
3 Dilute 50ml per 5 litres of lukewarm water.



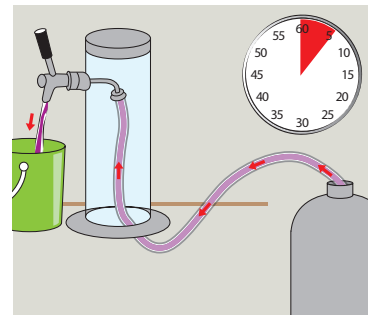
4 Draw solution through the pipes until purple liquid comes out the tap.



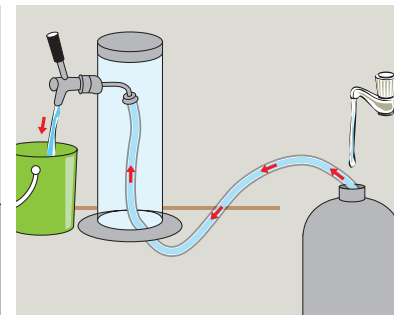
5 Leave for 5 minutes. The solution will change from purple to green as it is cleaning the pipes.




6 Draw more solution through the lines until the solution has turned back to purple.



7 Leave for 5 minutes. Repeat the operation until the solution remains purple.



8 Flush the whole system with clean water until no colour is present.



9 Remove Safety Signs.

Health & Safety

Please refer to relevant COSHH Safety Data Sheet



Scan for further product details